



GENIUS HOUR

Genius Hour

Patricia Chiles

Anaheim Elementary School District
pchiles@anaheimelementary.org



GENIUS HOUR

The WHY?

Why?

“

- Student Choice
- Intrinsic Motivation
- Genuine Engagement
- Autonomy
- Empowering Lifelong Learners
- Inspiring Passion

"Let us remember: One child, one teacher, one book, and one pen can change the world."

Malala Yousafzai



Creativity is
intelligence
having fun.


Albert Einstein





“If you are always trying to be normal, you will never know how amazing you can be.”

– Maya Angelou



The important thing is not to stop questioning. Curiosity has its own reason for existing.

— *Albert Einstein* —

GENIUS HOUR

What is it?

Genius Hour

Student Centered

- ▷ Increase responsibility
- ▷ Time management
- ▷ Teacher as guide
- ▷ Empowering
- ▷ Work that matters

Creative

- ▷ Project based
- ▷ Passion-based
- ▷ Active
- ▷ Pursue interests

Collaborative

- ▷ Students can work in groups
- ▷ Share and help one another

Long Term

- ▷ 10-12 weeks
- ▷ Trimester
- ▷ School Year

Critical Thinking

- ▷ Create product
- ▷ Solve problem
- ▷ Inquiry based

Practical

- ▷ One hour/week
- ▷ May Do
- ▷ Motivating



*If we are to reach real peace in this world...
We shall have to begin with children.*

-Mahatma Gandhi

Genius Hour

- ▷ How can we make our world a better place?
- ▷ What problems do you want to solve?
- ▷ What breaks your heart about our world?

- ▷ What are we going to do about it?



Genius Hour

Engage your students' passions and creativity to empower them to change the world.

Genius Hour

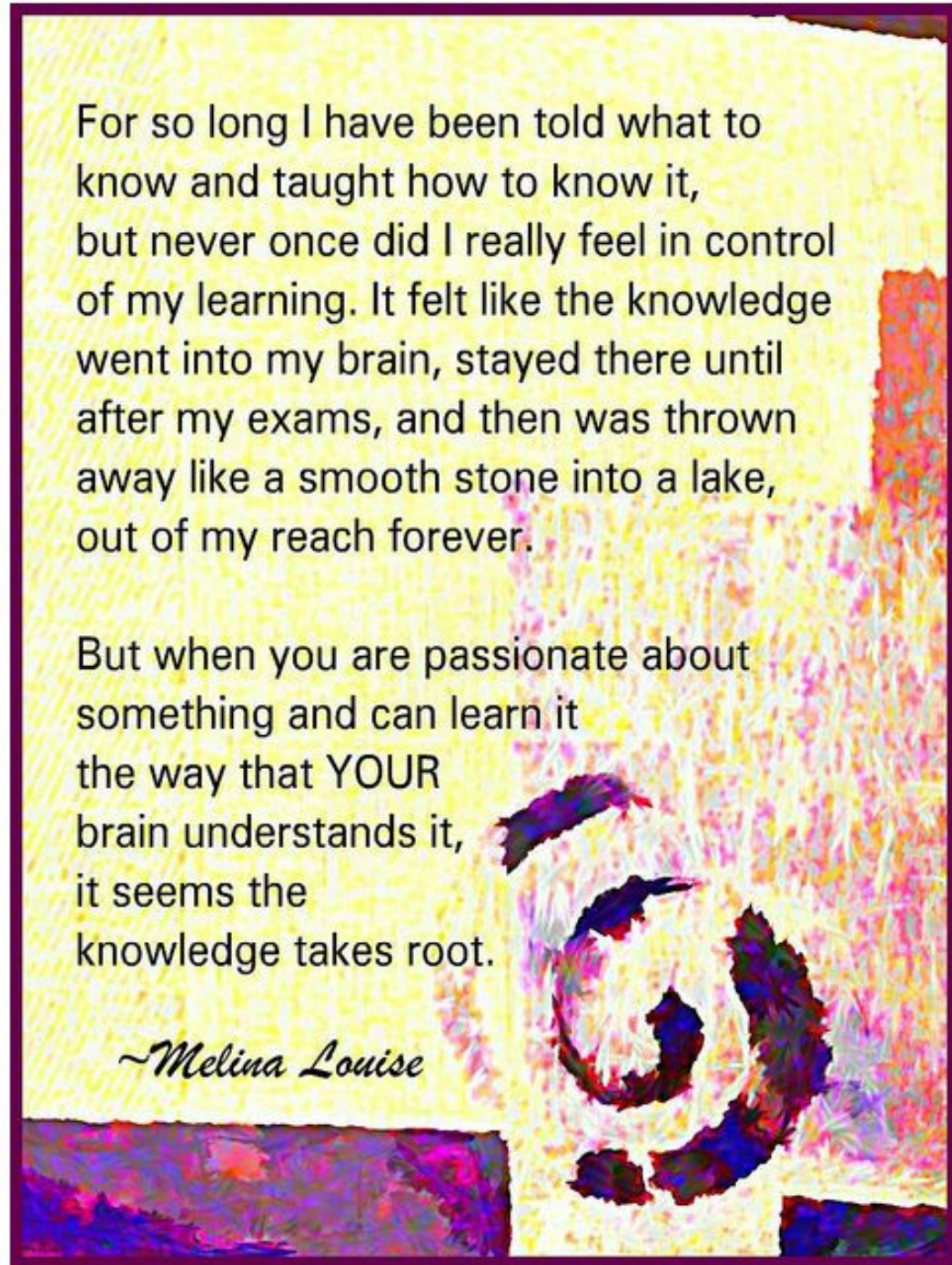
Teacher [Denise Krebs](#)' blog

Student [Melina Louise's blog](#)

For so long I have been told what to know and taught how to know it, but never once did I really feel in control of my learning. It felt like the knowledge went into my brain, stayed there until after my exams, and then was thrown away like a smooth stone into a lake, out of my reach forever.

But when you are passionate about something and can learn it the way that YOUR brain understands it, it seems the knowledge takes root.

~Melina Louise



GENIUS HOUR

How to Get Started

Introducing Genius Hour



Before You Start: Teacher Decisions

First make some decisions:

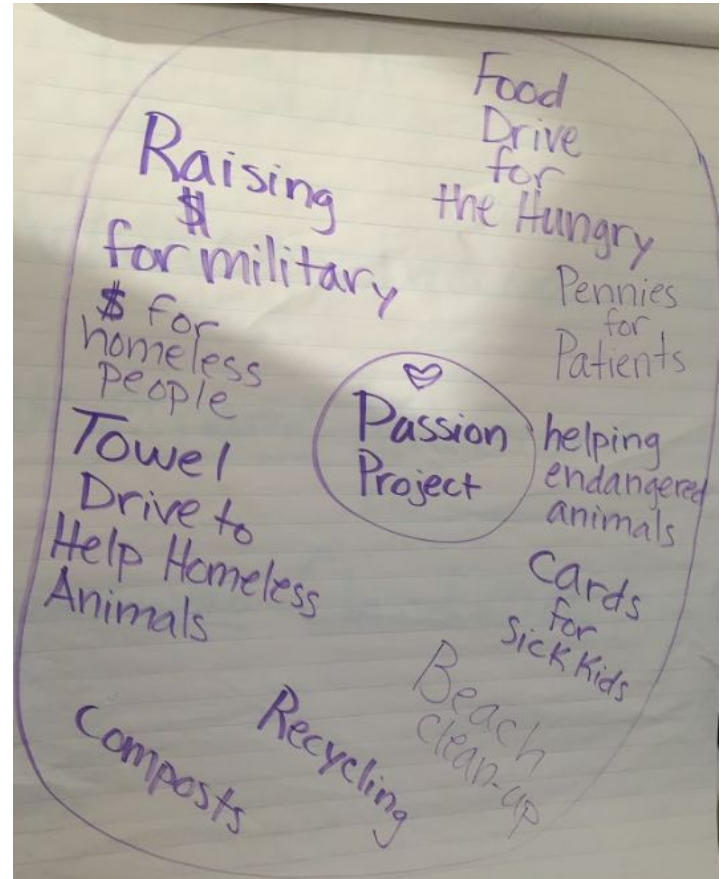
- ▷ Group Size: Individual? Pairs?
- ▷ Essential / Driving Question
- ▷ Timeline
- ▷ Proposal
- ▷ Research Report or Project?
- ▷ Check in? Progress Monitoring?
- ▷ Final Product Presentation
- ▷ [Teacher Guide](#)

Introducing Genius Hour

- ▷ Talk about passions
- ▷ What are you excited about?
- ▷ What are you curious about?
- ▷ What can you create?
- ▷ [“Introducing 20% Time”](#) Video for students
- ▷ [“What is Genius Hour?”](#) Video for teachers
- ▷ [Genius Hour Project Examples Video](#)
- ▷ [Ideas for Genius Hour](#) Video

Genius Hour: Brainstorm

- ▷ Whole Class
- ▷ Circle Map
- ▷ Heartbreak maps
- ▷ Local problems
- ▷ Areas of interest



- ▷ What are we going to do about it?

Genius Hour: Brainstorm

Ted Talks

Four inspiring kids imagine the future of learning: [LINK](#)

[Richard Turere: A Peace Treaty With the Lions](#)

[Matt Cutts: Try Something New for 30 Days](#)

Kid President

[How to Change the World](#)

[What Makes An Awesome Leader?](#)

[Kid President Has a Dream!](#)

[How Good Spreads](#)

[For the Heroes: A Pep T](#)



Inspiration

[Landfill Harmonic](#)

[Apple: The Crazy Ones](#)

[Heartbreak Maps](#)

[Heartbreak Maps Examples](#)



Genius Hour: Brainstorm



Heartbreak Maps: from [Notes from McTeach](#)

Genius Hour: Brainstorm

[A.J. Juliani and Chris Kesler's Passion Madness Bracket Challenge](#)



Genius Hour: Brainstorm

“Googleable”

A *“Googleable” question* is a question which can be answered by a simple Google or library search.

“Non-Googleable”

A *“Non-Googleable” question* is a question which cannot be easily answered by a Google or Library search, but they may help you find the answer.

Genius Hour: Brainstorm

Essential / Driving Question

What problem will your research solve?

How will your project help?

Who will your project help?

What difference will this project make?

Why is this research important to you?

Why do you want to do this project?

How will you know you succeeded?

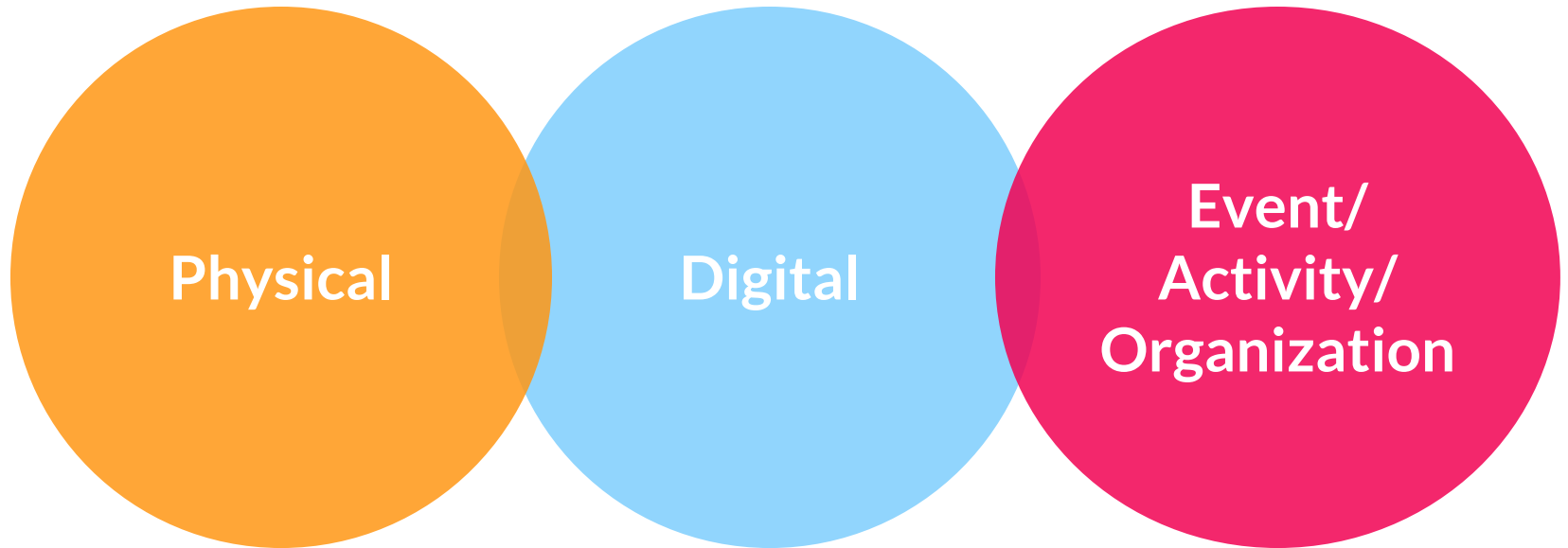
Genius Hour: Brainstorm

Essential / Driving Question

Resources:

- [The Art of Asking Essential Questions](#)
- [Crafting Questions that Drive Projects](#)
- [Essential Question Maker](#)

Genius Hour Products



GENIUS HOUR

The Proposal

Genius Hour Proposal



Make your PITCH

- Who is the pitch audience?
- How will students share their pitch?
 - On paper?
 - Google Form?
 - Presentation slide?
- What are the required questions?
- Think “Shark Tank” or other Reality Show!

Genius Hour
Project Proposal

1. What is your proposed topic? Animal Shelter/pound
2. What are the top 3 inquiry-based questions you brainstormed about your topic?
 1. Why do people choose younger dogs/cats than older dogs and cats?
 2. Why do people abandon their dogs or cats?
 3. Why do some pounds kill their animals?
Dogs/cats.
3. Why are these questions important to you?
they are important because older dogs/cats are supposed to be loved the same way younger dogs/cats
4. What do you hope to learn?
I want to learn how to help and keep care of animals
5. How do you plan to share your project with others?
donate our project to
6. What materials will you need?
 - cardboard
 - popsicle sticks
 - paint
7. On the back, list some ways that I can support you and your project.

Genius Hour Proposal

Independent Study Contract

Sandramille would like to conduct a study on
topic Homeless people

I plan to explore the following research questions:

1. How I can help Homeless people?
2. What can we give Homeless people?

My learning goal for this study is:
I want to learn how to help people?

Sandramille Flores 1-25-17
Student Signature Date

Independent Study Contract

Lucero would like to conduct a study on
topic cards for sick kids

I plan to explore the following research questions:

1. How can I help sick kids?
Where can I return the cards for sick kids?
2. I want to learn

My learning goal for this study is:
I want to learn more about sick kids.

Lucero 1-25-17
Student Signature Date

Genius Hour Options

PITCH QUESTIONS

- What is your project?
- Who will work with you?
- Who is the audience or user base?
- Why is this worthwhile?
- What is your essential or driving question?
- What will you learn from this work?
- What will your final product be?
- What materials will you need?
- What is your timeframe?
- How will you know you have succeeded?

GENIUS HOUR

Options

Genius Hour Options

- [Student Planning Sheet](#)
- Blog
 - Weekly tracking of progress
 - Ongoing Learning
 - Students provide feedback to each other
 - Challenges faced
- Genius Hour Google Classroom
 - Check in weekly
 - Ask questions/answers
- Reflection
 - Ongoing
 - Learn from struggle

Name _____ Number _____

Genius Hour Progress Reporting

Genius Hour Project Title: _____

Essential Question(s): _____

Will your project help (the world, community, classmates, yourself, animals, the environment, etc.) in some way? Explain: _____

Final Project Description: _____

Week #	Rough Goal	Weekly Goal	Rate your Effort/Focus <small>(1= minimal effort, little work completed; 5= highly engaged & focused, all goals accomplished)</small>	Accomplishments
Week 2: 1/21/15			1 2 3 4 5	
Week 3: 1/28/15			1 2 3 4 5	
Week 4: 2/4/15			1 2 3 4 5	
Week 5: 2/11/15			1 2 3 4 5	
Week 6: 2/18/15			1 2 3 4 5	
Week 7: 2/25/15			1 2 3 4 5	

Genius Hour Options

- Mentors
 - Check in weekly
 - Ask questions/answers
 - Guide and inspire
 - Advice, leadership
- Research
 - Appropriate amount of time to spend on research
 - Multiple sources
- Failure
 - Failure is a chance to learn!
 - Celebrate failures!

GENIUS HOUR

Final Project Presentations

Genius Hour Presentations

- ▷ Share with class, administrators, community
- ▷ TED Talks, Videos, Performances, etc.
- ▷ Museum or Open House style?
- ▷ Practiced and polished
- ▷ Celebration of hard work

GENIUS HOUR

Assessing Student Work

Genius Hour Assessment

- ▷ Rubric developed together with class
- ▷ Focus less on a grade and more on effort/learning
- ▷ Intrinsic vs. extrinsic motivation
- ▷ 4 Cs (Communication, Creativity, Critical Thinking, Collaboration) a focus

Genius Hour Assessment

Questions to consider

- ▷ **Proposal**
 - Was it on time?
 - Did it address the required questions?
 - Was it professional and thoughtful?
- ▷ **Blog/Google Classroom**
 - Were posts made weekly?
 - Did posts address required topic?

Genius Hour Assessment

Questions to consider

- ▷ **Product**
 - Did project move from idea to production?
 - Was a final product created?
 - Is the product well developed?
- ▷ **Productivity**
 - Was time well spent?
 - Was effort made to develop understanding and create product?

Genius Hour Assessment

Questions to consider

- ▶ **Final Presentation**
 - Rubric for required elements
 - Is rehearsal evident?
- ▶ **Self Assessment**
 - Effort
 - Time management

GENIUS HOUR

Final Thoughts and Resources

Student Centered

“Sage on the stage”  “Guide on the Side”

Passion Project

Student driven and directed

Share Success

Success inspires!

Genius Hour Overview

1 **Brainstorm**

2 **Pitch Proposal**

3 **Research**

4 **Monitor Progress
(blog, classroom)**

5 **Create final
product**

6 **Final
Presentation**

Reflect

Resources



Genius Hour [Live Binder](#)



[Genius Hour Website](#)

Resources, webinar,
and Master Course
offered



Daniel Pink

[Book](#): *The Surprising Truth About
What Motivates us*

[Website](#)

[TedTalk](#)



[Standards-Based Genius
Hour website](#)



[Suggestions for Students](#)

Generating ideas



[Project Ideas Video](#)



Genius Hour / 20% Time

By: Joy Kirr (@JoyKirr)

What is Genius Hour WHY Genius Hour? Grade-Level Stories How to Get Started What Young Minds Can Do - Projects & Products **Helping Students Get Ideas**

Student Planning Helping Students Research Helping Students Present Sharing with the World Reflections / Assessments Communicating w/Parents & Admin

Genius Hour for Professional Development Students Who Struggle with This Type of Learning Teachers Who Struggle Supporting this Type of Learning CREATIVITY

ENGAGEMENT INQUIRY PASSION or PURPOSE Professional Literature Posters Schools of Change Even MORE Resources

4 Squares 6 Simple Strategies 12 Most Genius Questions 14 Ways to Get Breakthrough Ideas 15 Websites to Learn... 30-Day Challenge 37 Best Websites to Learn... 50 People 1 Question

60 Seconds 507 Mechanical Movements Bracket Brainstorming Brainstorming Guide Brainstorming Graphic Brainstorming Photo Can't Find Your Passion? Chindogu Collection of Ideas

Coursera - MOOCs Creating a Hypothesis Creator Academy Curiosity.Com Curiosity Machine Diamond Ranking DIY Duct Tape Contest Find Your Gift Finding Students' Passions

Five Everyday Problems Follow Your Heartbreak Four Levels of ?s Fun Theory GeoSettr Get Better Brainstorming Results Give It 100 Googleable Vs NonGoogleable Heartbreak Maps 1

Heartbreak Maps 2 How big is the universe? HowToons Challenges HowToSmile - Science & Math Idea Springboard Ideas for 3D Printer I would like to... Instructables Interactive Notebook

Interests It really bugs me when... KWHLAQ Made With Code MaKey MaKey Ideas MineCraft Challenges My Students Don't Know What to Do! ObaWorld Online Courses Photo-A-Day

Question Starts Questions that Inspire Questions for Guiding Students Questions for FL/WL Class Re-Mix Ideas Slice of Life Challenge Smarty Pins Snapguide DIY Sodaplay Sweet Spot

Teach Yourself Anything The Kid Should See This Think Like a Genius Tinker Crates Tinkering Studio TinkerLab Topic Exploration Trashy Crafter Wearable Technology

What if money was no object? Wonderopolis Your Perfect Day

Genius Hour [LiveBinder](#)

Topics listed in color on top

Resources for each topic in gray

Thanks!

Any questions?

You can find me at:

pchiles@anaheimelementary.org

Patricia Chiles

Anaheim Elementary School District

Credits

Special thanks to all the people who made and released these awesome resources for free:

- ▷ Presentation template by [SlidesCarnival](#)
- ▷ Photographs by [Unsplash](#)

Presentation design

This presentations uses the following typographies and colors:

- ▷ Titles: **Raleway**
- ▷ Body copy: **Lato**

You can download the fonts on this page:

<https://www.google.com/fonts#UsePlace:use/Collection:Lato:400,700,400italic,700italic|Raleway:400,700>

Click on the “arrow button” that appears on the top right



- ▷ Dark blue **#2185c5**
- ▷ Light blue **#7ecef**
- ▷ Yellow **#ff9715**
- ▷ Magenta **#f20253**
- ▷ Dark gray **#677480**
- ▷ Light gray **#97abbc**

You don't need to keep this slide in your presentation. It's only here to serve you as a design guide if you need to create new slides or download the fonts to edit the presentation in PowerPoint®



SlidesCarnival icons are editable shapes.

This means that you can:

- Resize them without losing quality.
- Change fill color and opacity.
- Change line color, width and style.

Isn't that nice? :)

Examples:

